

# Introduction

This book provides songs for beginner and intermediate guitar players. The beginner versions consist of just the basic melodies, lyrics, and chords while the intermediate versions add harmony to create solo guitar arrangements. Having both versions in the same book allows you to observe the thinking process involved when taking a basic melody and adding harmony to create a solo guitar arrangement. The illustration below shows a comparison between beginner and intermediate versions. Notice the melody didn't change at all in the intermediate version. The only changes made were adding harmony on the first beat of each measure. The harmony is simply the chords that accompany the melody. The chord diagrams are written above each measure. Keep in mind the melody note is always the highest note. When playing the melody be sure not to strike the strings that are higher in pitch.

Notice the C note is the highest note on the intermediate version. C is also the highest note of the F chord. In both instances C is the melody note as it is in the beginner version. The melody note (C) should be the highest in pitch.

Although the songs are arranged for players that use a pick exclusively, they also work well with players that are accustomed to playing fingerstyle.

The chord diagrams show the specific voicings (exact notes) of each chord.

Chapters one and three are written in standard notation for players wishing to improve their notation reading skills. Chapters two and four are written in tablature. Chapter five uses easy chord charts and lyrics for strummers that are interested in strumming while they sing.

There are several songs in the beginner chapters that aren't in the intermediate chapters. These songs sound good as they are and after achieving the proper tempo you will be at the intermediate level.

The CD that accompanies the book has a slow version and a fast version for most of the songs. They are recorded in split-track stereo. In the beginner chapters the metronome and rhythm guitar are heard from the left speaker. The melody is in the right speaker. If you wish to play the melody while listening to the metronome and rhythm track without the recorded melody then pan the balance to the left. If you wish to listen to the melody only then pan to the right. If you desire to hear the entire recording the balance should be centered. On the intermediate tracks there is no rhythm guitar. The metronome is on the left and the guitar is on the right.

Beginner

# Scarborough Fair

Traditional

Andante ♩ = 105

Dm



C



Dm



Are you going to Scar - bor-ough fair pars - ley, sage, rose -



7

mar - y and thyme. Re - mem - ber me to one who lives



13

there, for she once was a true loe of mine.

- verse 1    Are you goin to scarborough fair? parsley, sage, rosemary and thyme.  
           Remember me to one who lives there, she once was a true love of mine.
- 2    Tell her to make me a cambric shirt, parsley, sage, rosemary and thyme.  
       Without no seams nor needlework, then she'll be a true love of mine.
  - 3    Tell her to find me an acre of land, parsley, sage, rosemary and thyme.  
       Between the salt water and the sea strand, then she'll be a true love of mine.
  - 4    Tell her to reap it in a sickle of leather, parsley, sage, rosemary and thyme.  
       And to gather it all in a bunch of heather, then she'll be a true love of mine.
  - 5    Are you goin to scarborough fair? Parsley, sage, rosemary and thyme.  
       Remember me to one who lives there, she once was a true love of mine.

Intermediate

# Scarborough Fair

Traditional


Andante ♩ = 105




# Scarborough Fair

Andante ♩ = 105


Dm



C



Dm




T  
A  
B

3/4


0 0 2 2 2 3 2 0 0 2 1 3 1

7


G



Dm



F




T  
A  
B


2 0 0 2 2 3 3 3 1 2 2 0 3

13


C




Dm



C



Dm



T  
A  
B


2 2 3 0 2 0 3 2 0 3 0 0


Beginner


# Scarborough Fair


Traditional


Andante ♩ = 105


Dm 


Dm 


C 


Dm 


F 


Dm 




Gadd9 

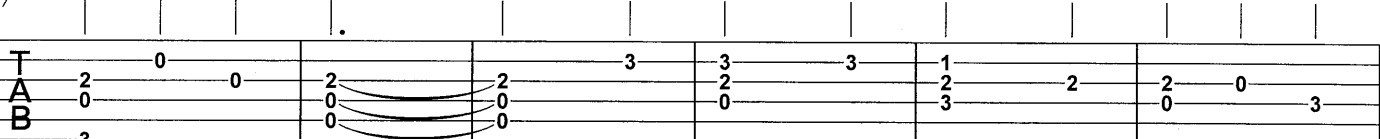
Dm 


Dm 


F 


Dm 


7



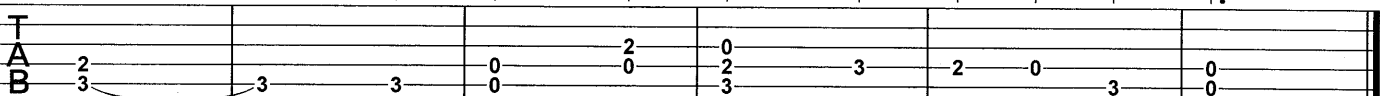
C 

Dm 

C 

Dm 

13



# Scarborough Fair

Traditional

## Key of Dm

Dm            C            Dm F    Dm    G            Dm  
Are you going to Scarborough fair? Parsley, sage, rosemary and thyme.

Dm            F                    C    Dm    C                    Dm  
Remember me to one who lives there; she once was a true love of mine.

Dm            C            Dm F    Dm    G            Dm  
Tell her to make me a cambric shirt, parsley, sage, rosemary and thyme.

Dm            F                    C Dm    C                    Dm  
Without no seams nor needlework, then she'll be a true love of mine.

Dm                    C    Dm F    Dm    G            Dm  
Tell her to find me an acre of land, parsley, sage, rosemary and thyme.

Dm            F                    C    Dm            C                    Dm  
Between the salt water and the sea strand, then she'll be a true love of mine.

Dm                    C    Dm    F    Dm    G            Dm  
Tell her to reap it in a sickle of leather, parsley, sage, rosemary and thyme.

Dm            F                    C    Dm            C                    Dm  
And to gather it all in a bunch of heather, then she'll be a true love of mine.

Dm            C            Dm F    Dm    G            Dm  
Are you going to Scarborough fair? Parsley, sage, rosemary and thyme.

Dm            F                    C    Dm    C                    Dm  
Remember me to one who lives there; she once was a true love of mine.

*Capo tip:*  
*Capo the 2<sup>nd</sup> fret to get the key of Em.*  
*Capo the 3<sup>rd</sup> fret to get the key of Fm.*

# Scarborough Fair

Traditional

## Key of Am

Am            G            Am C        Am        D            Am  
Are you going to Scarborough fair? Parsley, sage, rosemary and thyme.

Am            C                    G        Am        G            Am  
Remember me to one who lives there; she once was a true love of mine.

Am            G            Am C        Am        D            Am  
Tell her to make me a cambric shirt, parsley, sage, rosemary and thyme.

Am            C                    G Am        G            Am  
Without no seams nor needlework, then she'll be a true love of mine.

Am                    G        Am C        Am        D            Am  
Tell her to find me an acre of land, parsley, sage, rosemary and thyme.

Am            C                    G        Am        G            Am  
Between the salt water and the sea strand, then she'll be a true love of mine.

Am                    G        Am        C        Am        D            Am  
Tell her to reap it in a sickle of leather, parsley, sage, rosemary and thyme.

Am            C                    G        Am        G            Am  
And to gather it all in a bunch of heather, then she'll be a true love of mine.

Am            G            Am C        Am        D            Am  
Are you going to Scarborough fair? Parsley, sage, rosemary and thyme.

Am            C                    G        Am        G            Am  
Remember me to one who lives there; she once was a true love of mine.

*Capo tip:*  
*Capo the 2<sup>nd</sup> fret to get the key of Bm.*  
*Capo the 3<sup>rd</sup> fret to get the key of Cm.*